



SUBDIRECTORATE OF ADMISSION
DIRECTORATE OF EDUCATION - ACADEMIC & STUDENT AFFAIRS
HASANUDDIN UNIVERSITY

FOREIGN STUDENTS APPLICATION GUIDE

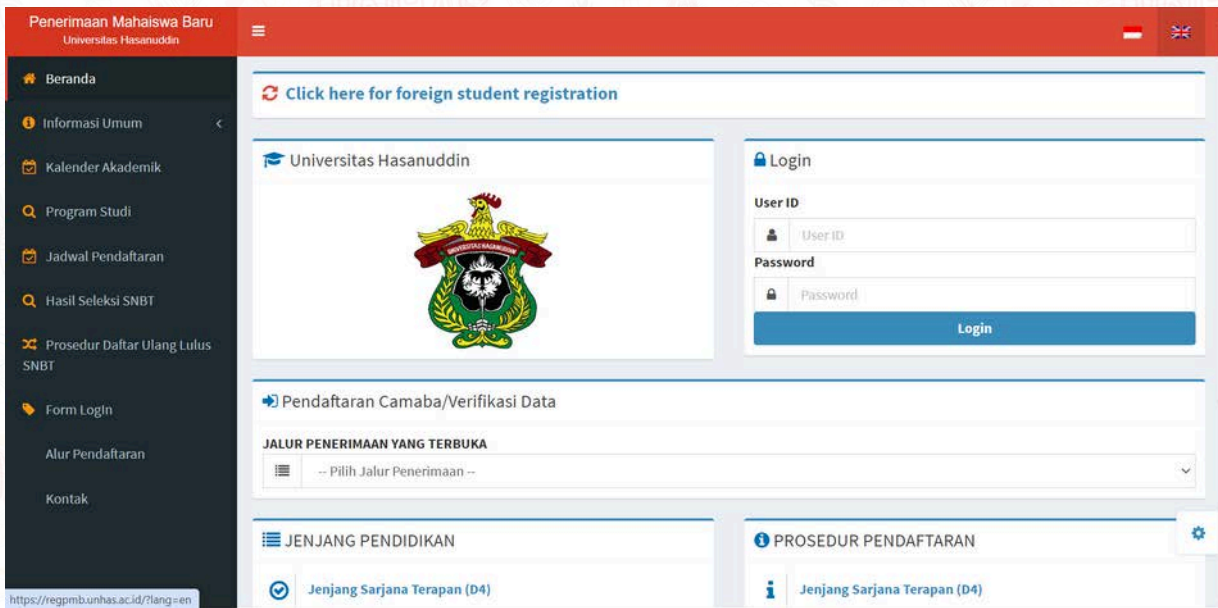
Starting your UNHAS journey



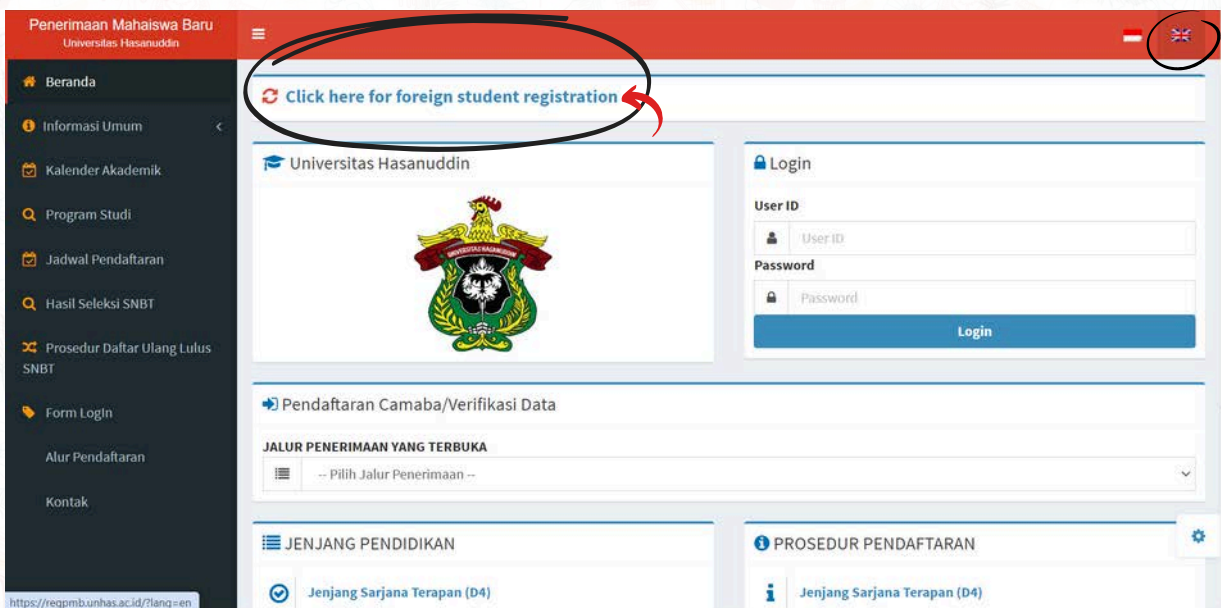


Step-by-step Guide

1 Please visit <https://regpmb.unhas.ac.id> to register



2 Click on the “flag of England” icon on the right corner or “Click here for foreign student registration”





3 Choose program you are willing to apply

The screenshot shows the 'Foreign Student Registration' page. A red box highlights the 'OPENED ADMISSION PATHWAY' dropdown menu, which is open to show several options: '-- Select --', 'Bachelor Program - Foreign Student', 'Bachelor Program Non Degree - Foreign Student', 'Master Program - Foreign Student', 'Master Program Non Degree - Foreign Student', 'Doctor Program - Foreign Student', and 'Doctor Program Non Degree - Foreign Student'. A red arrow points to the 'Bachelor Program - Foreign Student' option.

4 After choosing the program, the window will be shown below. Please fill in the mandatory fields

The screenshot shows the 'Foreign Student Registration' page with the 'OPENED ADMISSION PATHWAY' dropdown menu set to 'Bachelor Program - Foreign Student'. The registration details section is visible, including fields for 'WhatsApp/Handphone Number (Use Country Code)', 'E-Mail Address', 'Full Name', and 'Study Program'. A red 'Register' button is located at the bottom of the form. At the bottom of the page, there are two tabs: 'EDUCATIONAL LEVEL' and 'REGISTRATION PROCEDURE'.



5 To choose study program, click on the program name

The screenshot shows the 'Admission of New Students' interface for Hasanuddin University. The left sidebar contains navigation options: Home, General Information, Academic Calendar, Study Program, Admission Procedure For International, and Form Login. The main content area features a 'Full Name' input field and a 'Study Program' dropdown menu. The dropdown is open, displaying a list of study programs with checkboxes to the left. A red arrow points to the dropdown arrow icon at the top right of the menu. Below the dropdown is a 'Register' button. At the bottom of the page, the copyright notice 'Copyright ©2019 - 2024 Hasanuddin University' and 'Version 1.0.0' are visible.

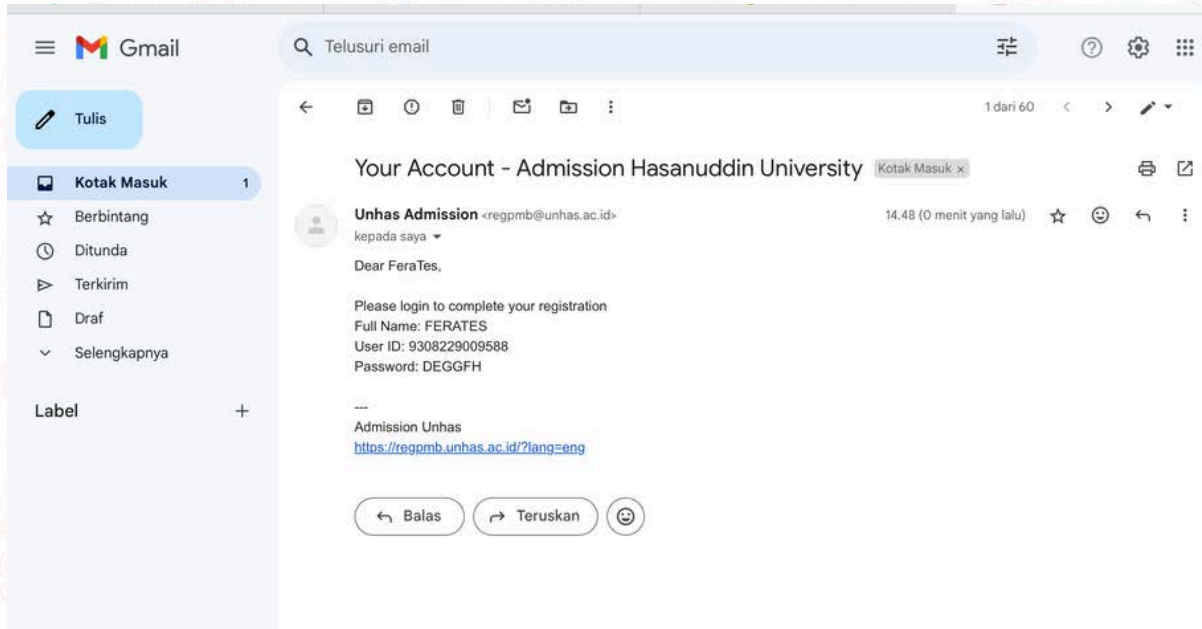
6 Then, click on the "register" button

The screenshot shows the 'Foreign Student Registration' form in the 'Admission of New Students' interface. The form includes a 'User ID' and 'Password' section with a 'Login' button. Below this is the 'Foreign Student Registration' section, which contains the following fields: 'OPENED ADMISSION PATHWAY' (set to 'Bachelor Program - Foreign Student'), 'WhatsApp/Handphone Number (Use Country Code)' (with value '_93082290095588'), 'E-Mail Address' (with value 'Ferasafitri.ac@gmail.com'), 'Full Name' (with value 'Ferates'), and 'Study Program' (set to '11201 - Bachelor Degree in Medicine'). A red arrow points to the 'Register' button at the bottom left of the form.



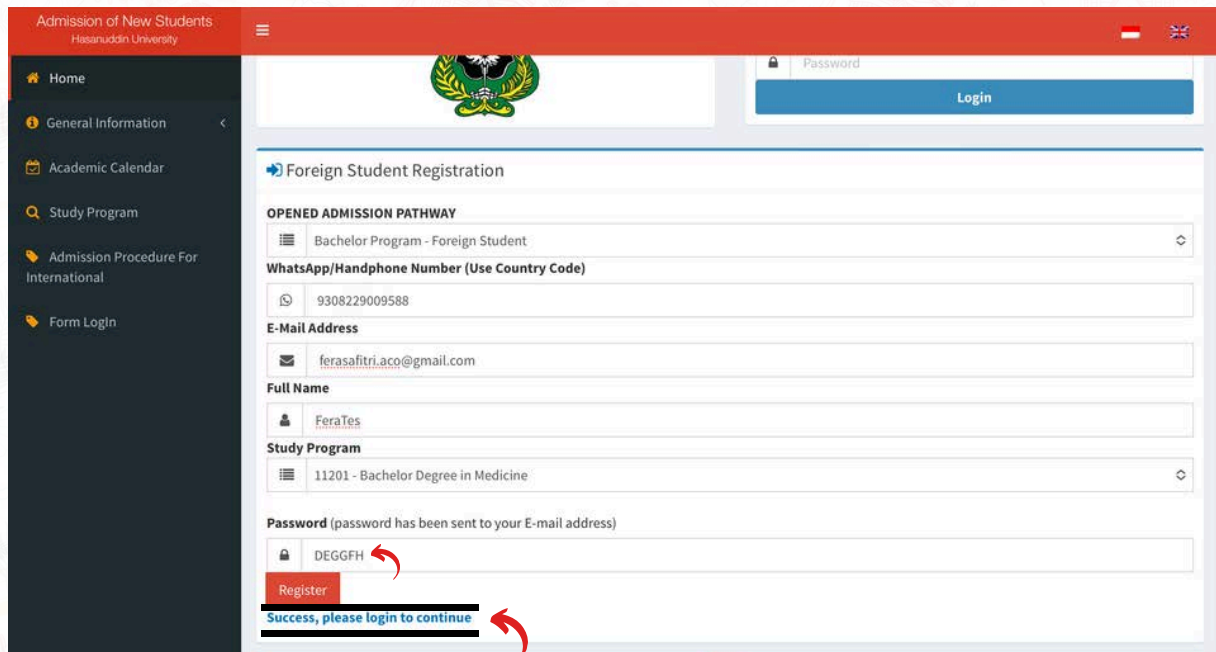
7

You should then receive an email message from **Unhas Admission** informing your User ID and password



8

Fill out the password, then click on the **“register”** button. Once you have successfully verified your password, pop-up notification **“success, please login to continue”** will be shown below.





9

Please log in to your account using the username and password.

10

You will be directed to complete your application. Please click on the **“choice”** button first.



11

On “choice” field, If data (educational level, admission pathway, and study program) shown is correct, then click on “save” button at the last of the page.

Admission of New Students
Hasanuddin University

MAIN MENU

- Home
- Choice
- Biodata
- Upload Documents
- Process and Print Forms
- Validation Results
- Logout

Choice

EDUCATIONAL LEVEL

S1

ADMISSION PATHWAY

Bachelor Program - Foreign Student

STUDY PROGRAM

(S1) 11201 - Bachelor Degree in Medicine

Save

12

Next page: Biodata.
Fill out your personal information. Please ensure the data are correct, then click on the “save” button

Admission of New Students
Hasanuddin University

MAIN MENU

- Home
- Choice
- Biodata
- Upload Documents
- Process and Print Forms
- Validation Results
- Logout

Biodata

IDENTITY

FULL NAME (according to the last diploma and without a degree)

FERATES

Passport Number

C435138

Nationality

(AS) American Samoa

Place of Birth (according to the last diploma)

New York

Date of Birth (according to the last diploma)

2006-07-06

Gender

Male Female

WhatsApp Number

9308229009588

Phone Number

9308229009588

E-Mail Address

Ferasafitri.aco@gmail.com

PARENTS

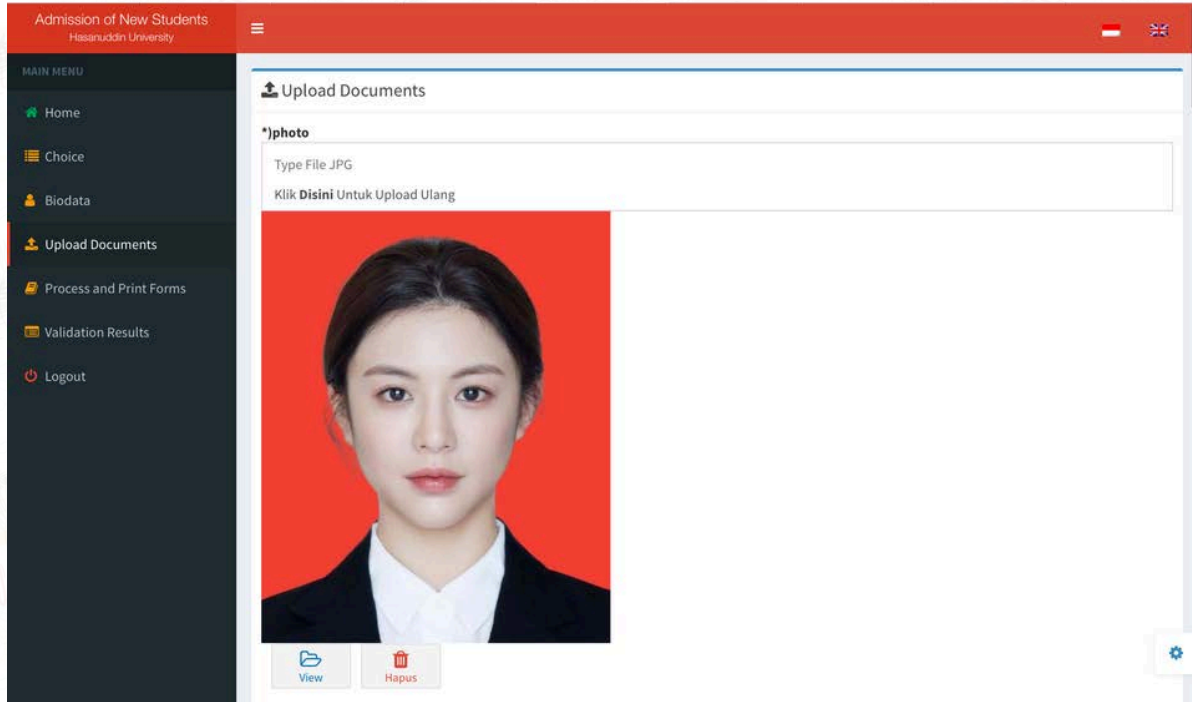
Father



13

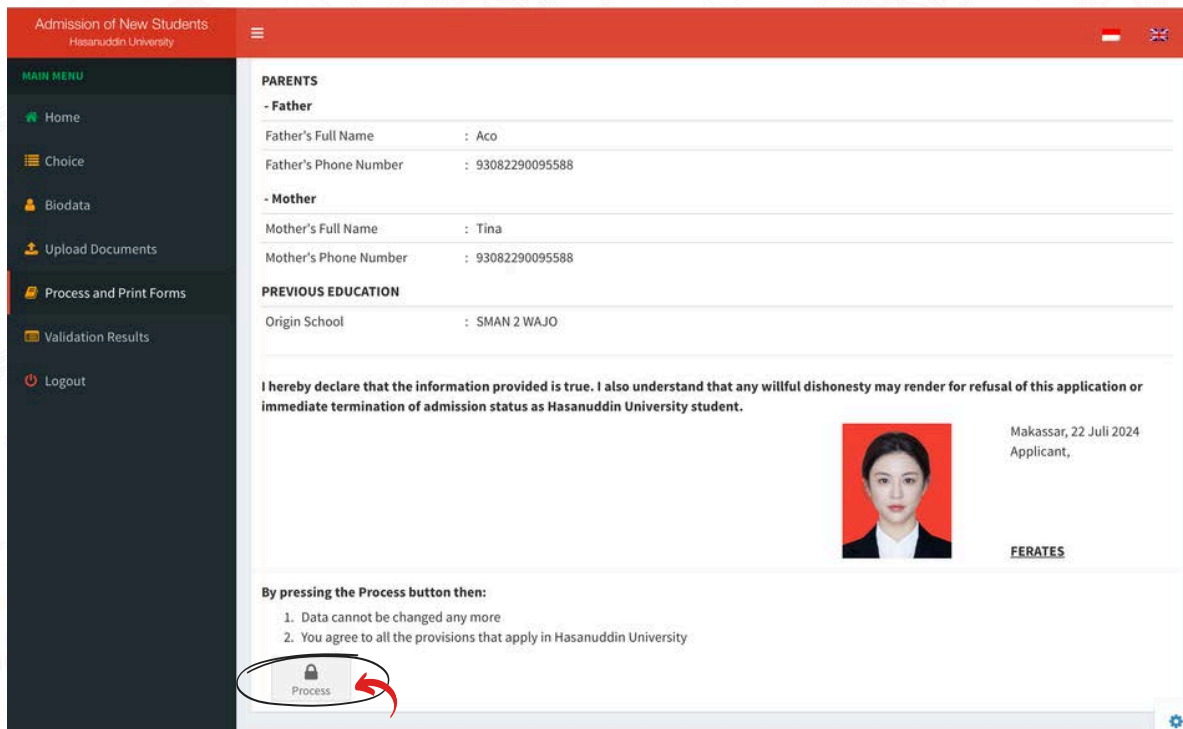
Next page: Upload documents.

Please ensure you have your documents ready on your computer.



14

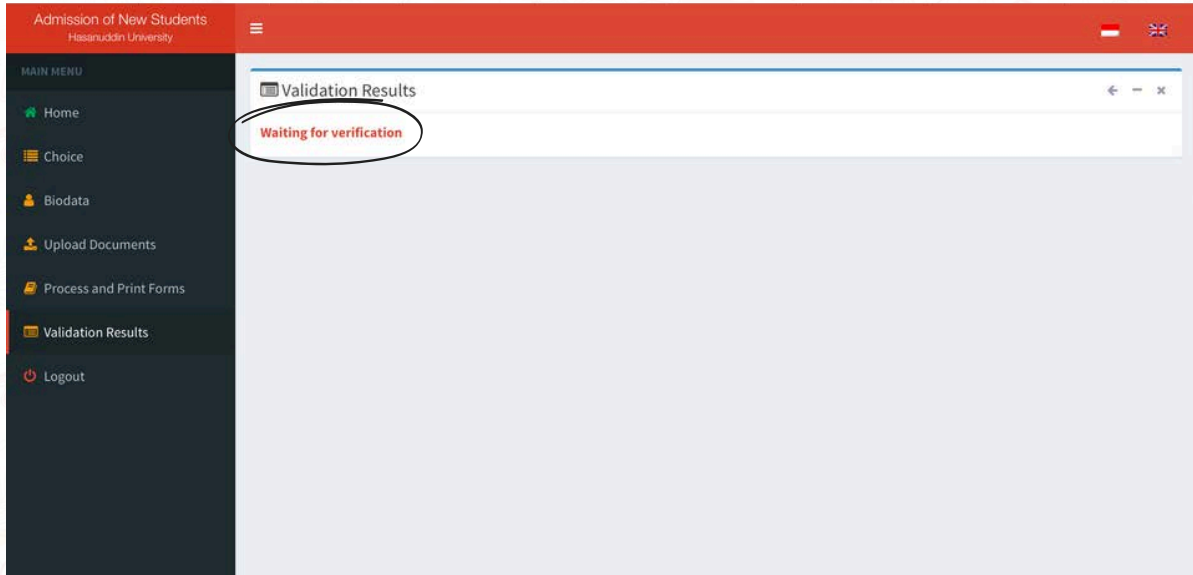
After you finish uploading your documents, click on the “process” button





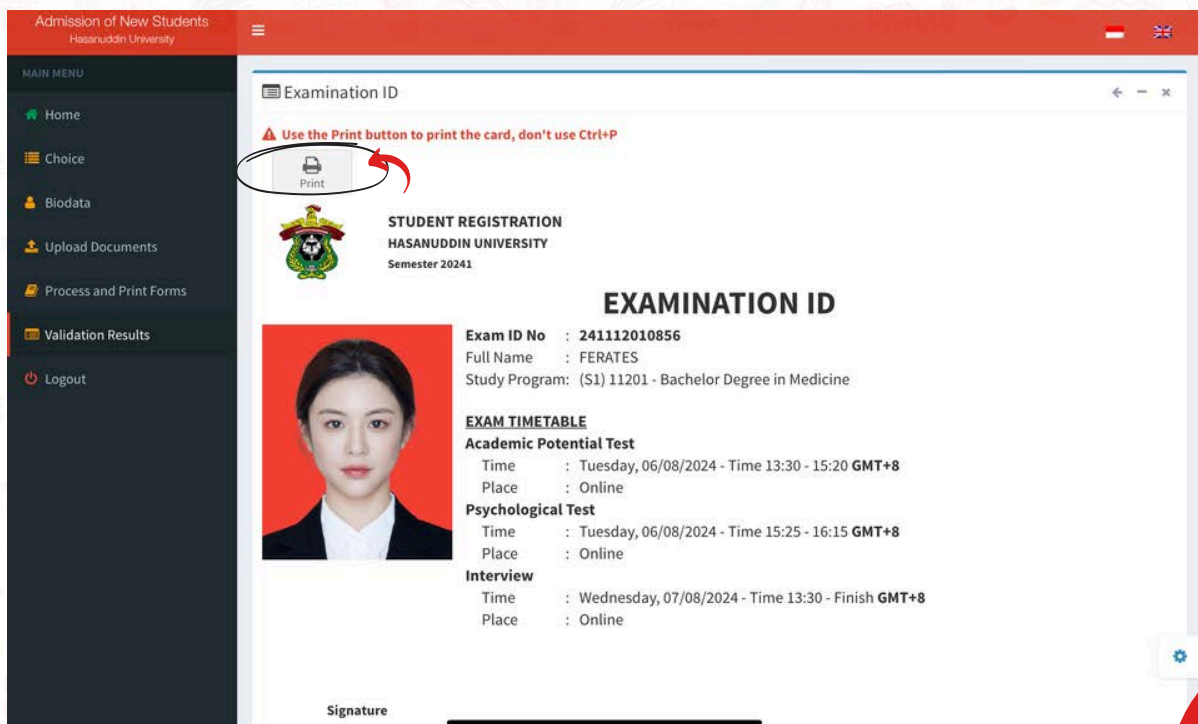
15

Next, please wait for the committee to process your application. The verification process may take several days. The decision of verification will be shown in “**validation results**” menu



16

In “validation result” menu, If your application is verified, the exam ID will be shown. Schedule for each selection test is also shown in your Exam ID.





17 Selection Test

1. Test of Academic Potential
2. Psychological Test
3. Interview

18 Test Regulation

1. Applicant must join the “Test Regulation” info session, which will be held an hour before Academic Potential Test conducted.
2. Applicant must use computer/laptop and mobile phone while joining the tests.
3. Applicant will receive the zoom meeting link via registered email and or Whatsapp number
4. Computer/laptop is used to do the test (answer the questions), while mobile phone is used to join zoom meeting.
5. While joining zoom meeting, mobile phone camera must be turned on.
6. The position of Participant’s mobile phone camera must be directed to computer monitor and to participant.

19 Announcement

1. Valid information on application process, test schedule, educational fees and payment deadline is only accessible through applicant’s account in regpmb and applicant’s registered email
2. Announcement of selection result is only accessible through applicant’s account in regpmb and applicant’s registered email

20 Helpdesk

Should you have any queries, please contact us:

Email : regpmb@unhas.ac.id

Whatsapp Number : +6285 343 991 587



**SUBDIRECTORATE OF ADMISSION
DIRECTORATE OF EDUCATION - ACADEMIC & STUDENT AFFAIRS**

HASANUDDIN UNIVERSITY