



SUBDIRECTORATE OF ADMISSION  
DIRECTORATE OF EDUCATION - ACADEMIC & STUDENT AFFAIRS  
**HASANUDDIN UNIVERSITY**

# FOREIGN STUDENTS APPLICATION GUIDE - NON-DEGREE PROGRAM

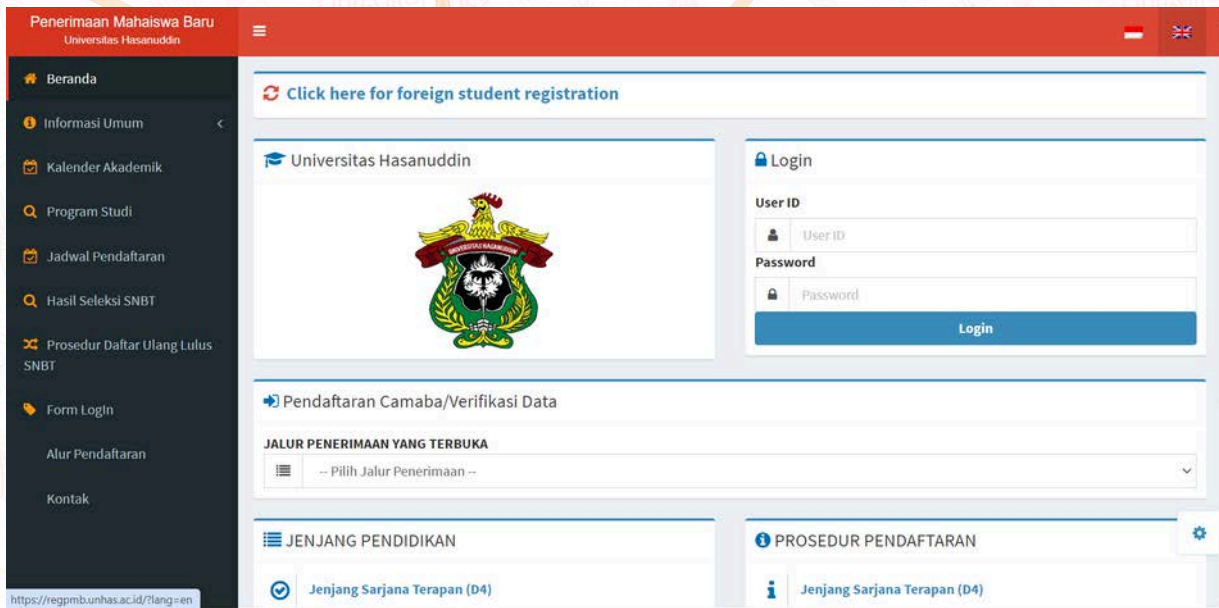
*Starting your UNHAS journey*



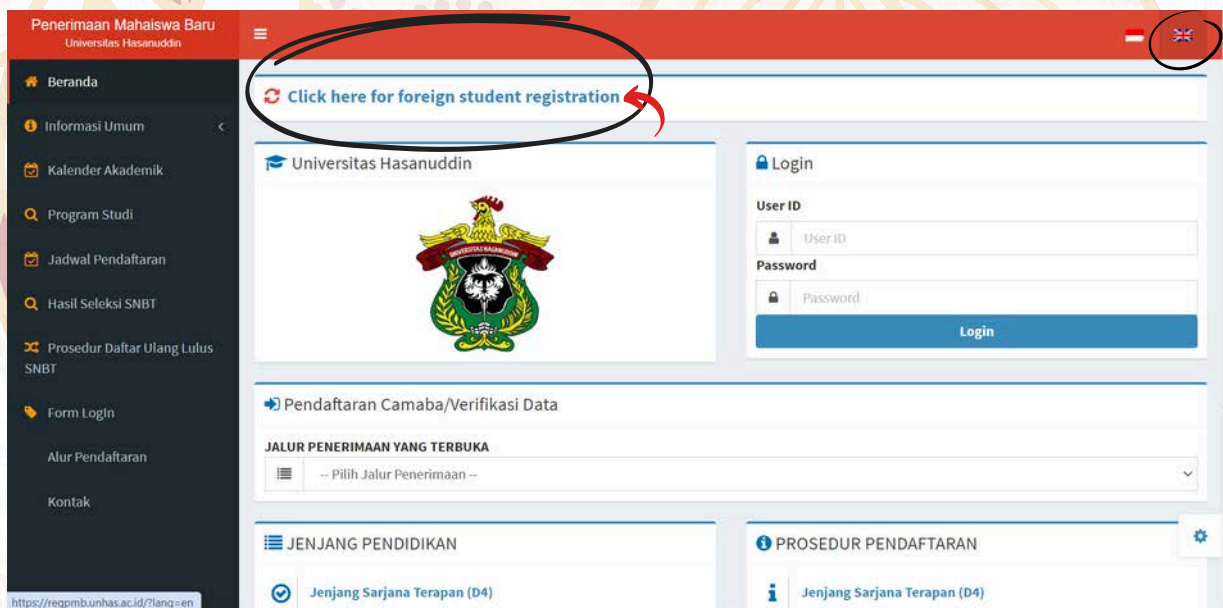


# Step-by-step Guide

1 Please visit <https://regpmb.unhas.ac.id> to register



2 Click on the “flag of England” icon on the right corner or “Click here for foreign student registration”





3 Choose program you are willing to apply. Please make sure choose non-degree program

Hasanuddin University

Foreign Student Registration

OPENED ADMISSION PATHWAY

Bachelor Program Non Degree - Foreign Student

EDUCATIONAL LEVEL

D4

S1

Profesi

Sp-1

S2

Sp-2

P2

Bachelor Program - Foreign Student

Bachelor Program Non Degree - Foreign Student

Master Program - Foreign Student

Master Program Non Degree - Foreign Student

Doctor Program - Foreign Student

4 After choosing the program, the window will be shown below. Please fill in the mandatory fields

Admission of New Students  
Hasanuddin University

Home

General Information

Academic Calendar

Study Program

Admission Procedure For International

Form Login

Hasanuddin University

Foreign Student Registration

OPENED ADMISSION PATHWAY

Bachelor Program Non Degree - Foreign Student

WhatsApp/Handphone Number (Use Country Code)

WhatsApp/Handphone (e.g. 6285223226123)

E-Mail Address

E-Mail Address

Full Name

Full Name

Study Program

-- Select Study Program--

Register

EDUCATIONAL LEVEL

REGISTRATION PROCEDURE



5 To choose study program, click on the program name

The screenshot shows the 'Admission of New Students' interface for Hasanuddin University. The left sidebar contains navigation options: Home, General Information, Academic Calendar, Study Program, Admission Procedure For International, and Form Login. The main content area displays a 'Full Name' input field and a 'Study Program' dropdown menu. The dropdown menu is open, showing a list of study programs with checkboxes next to them. A red arrow points to the dropdown arrow icon at the top right of the menu. Below the dropdown menu, there are 'Register' and 'ED' buttons. The footer of the application includes 'Copyright ©2019 - 2024 Hasanuddin University' and 'Version 1.0.0'.

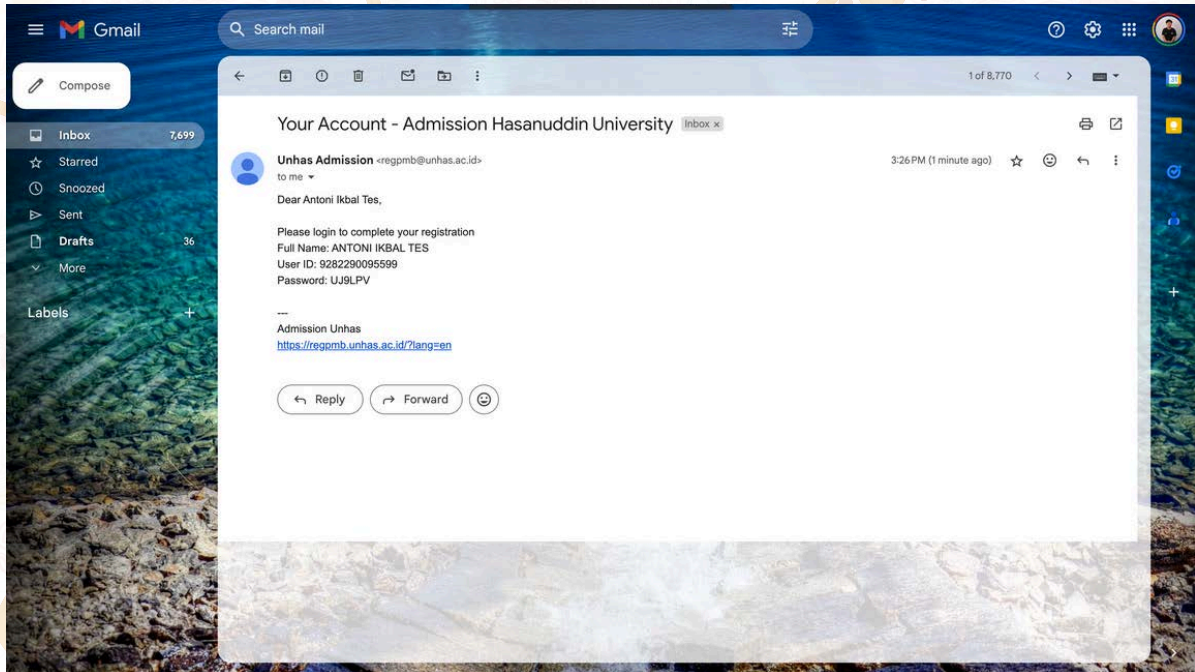
6 Then, click on the "register" button

The screenshot shows the 'Foreign Student Registration' form in the 'Admission of New Students' interface. The left sidebar is the same as in the previous screenshot. The main content area displays the registration form with the following fields: 'OPENED ADMISSION PATHWAY' (set to 'Bachelor Program Non Degree - Foreign Student'), 'WhatsApp/Handphone Number (Use Country Code)' (9282290095599), 'E-Mail Address' (ikbal.muhammad156@gmail.com), 'Full Name' (Antoni Ikkal Tes), and 'Study Program' (70201 - Bachelor Degree in Communication Sciences). A red arrow points to the 'Register' button. Below the form, there are two sections: 'EDUCATIONAL LEVEL' with options D4, S1, and Profesi, and 'REGISTRATION PROCEDURE' with options D4, S1, and Profesi. The footer of the application includes 'Copyright ©2019 - 2024 Hasanuddin University' and 'Version 1.0.0'.



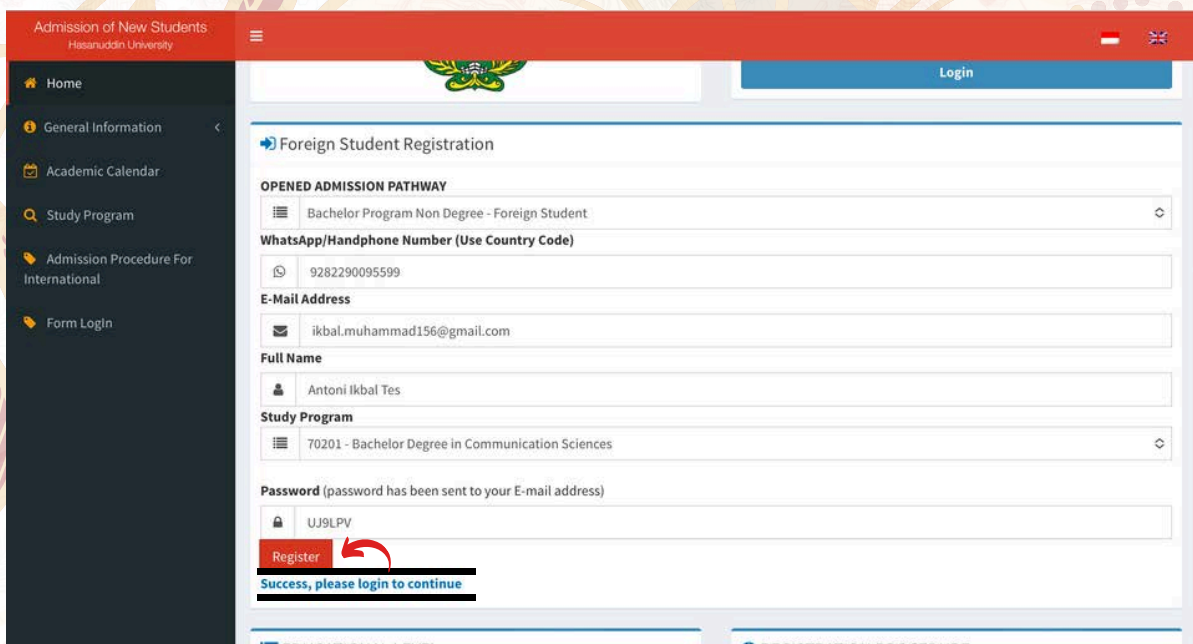
7

You should then receive an email message from **Unhas Admission** informing your User ID and password



8

Fill out the password, then click on the **“register”** button. Once you have successfully verified your password, pop-up notification **“success, please login to continue”** will be shown below.





9

Please log in to your account using the username and password.

10

You will be directed to complete your application.  
Please click on the **“choice”** button first.



11

On “choice” field, If data (educational level, admission pathway, and study program) shown is correct, then click on “save” button at the last of the page.

Admission of New Students  
Hasanuddin University

Choice

EDUCATIONAL LEVEL  
S1

ADMISSION PATHWAY  
Bachelor Program Non Degree - Foreign Student

STUDY PROGRAM  
(S1) 70201 - Bachelor Degree in Communication Sciences

Save

12

Next page: Biodata.

Fill out your personal information. Please ensure the data are correct, then click on the “save” button

Admission of New Students  
Hasanuddin University

Biodata

IDENTITY

FULL NAME (according to the last diploma and without a degree)  
ANTONI IKBAL TES

Passport Number  
PK12345

Nationality  
(PK) Pakistan

Place of Birth (according to the last diploma)  
PAKISTAN

Date of Birth (according to the last diploma)  
2006-07-28

Gender  
 Male  Female

WhatsApp Number  
9282290095599

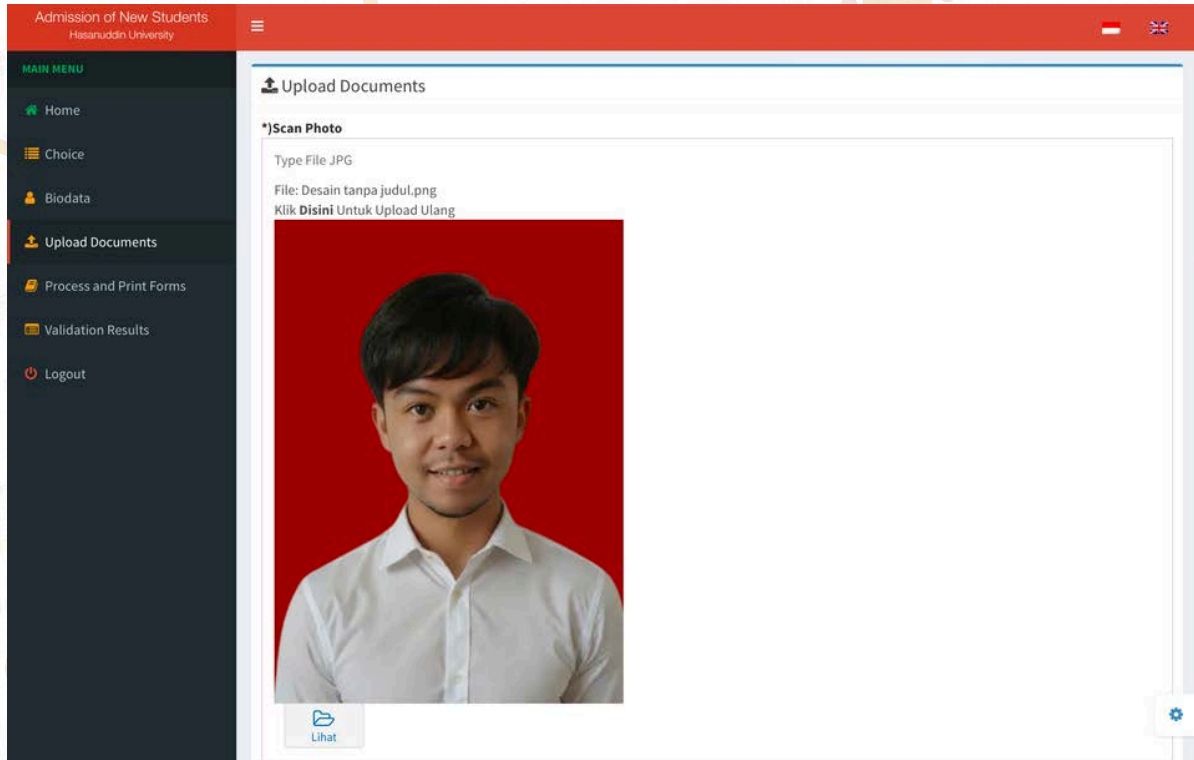
Phone Number  
\_9282290095599

E-Mail Address  
lkbal.muhammad156@gmail.com



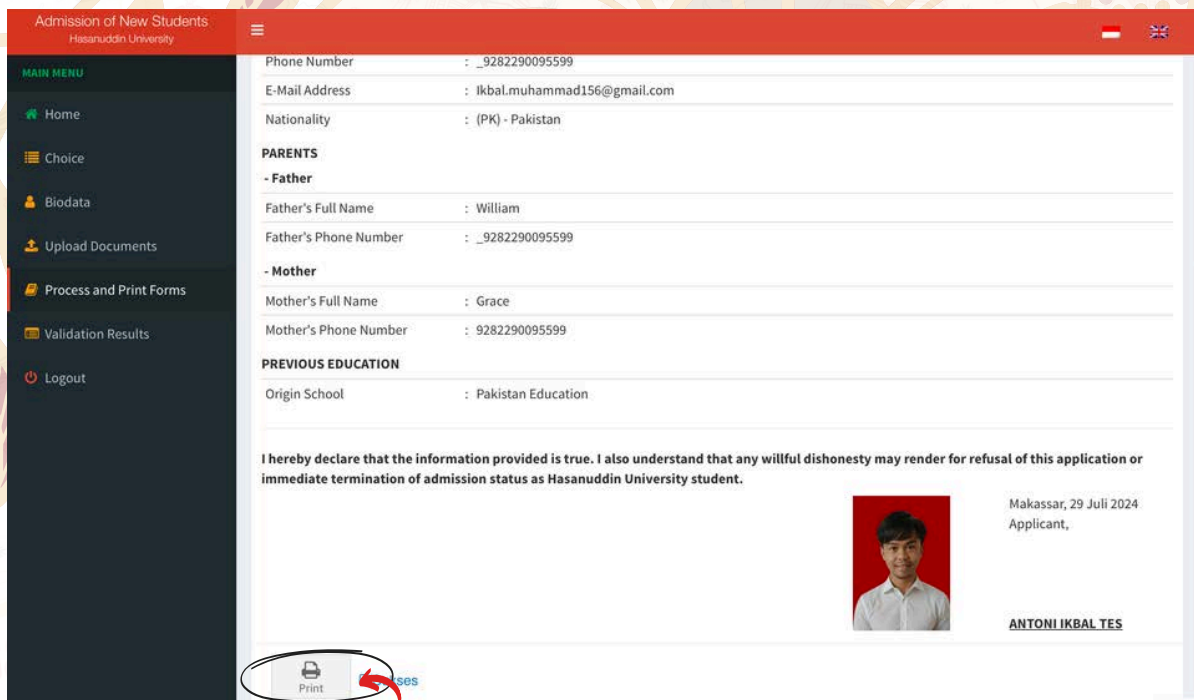
13

Next page: Upload documents.  
Please ensure you have your documents ready on your computer.



14

After you finish uploading your documents, click on the “process” button

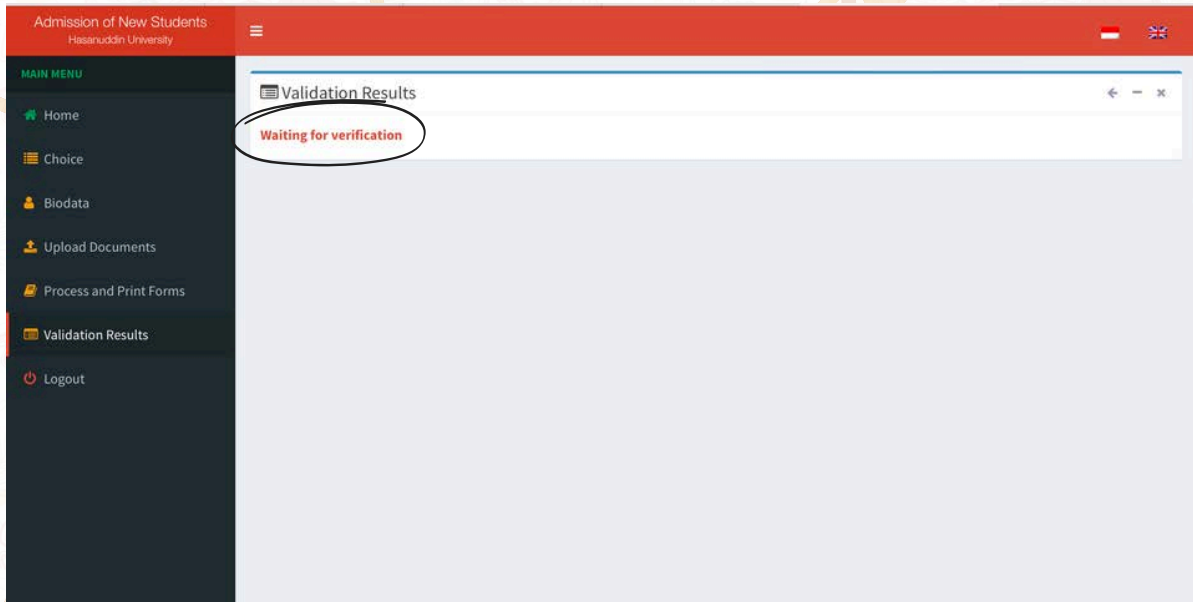






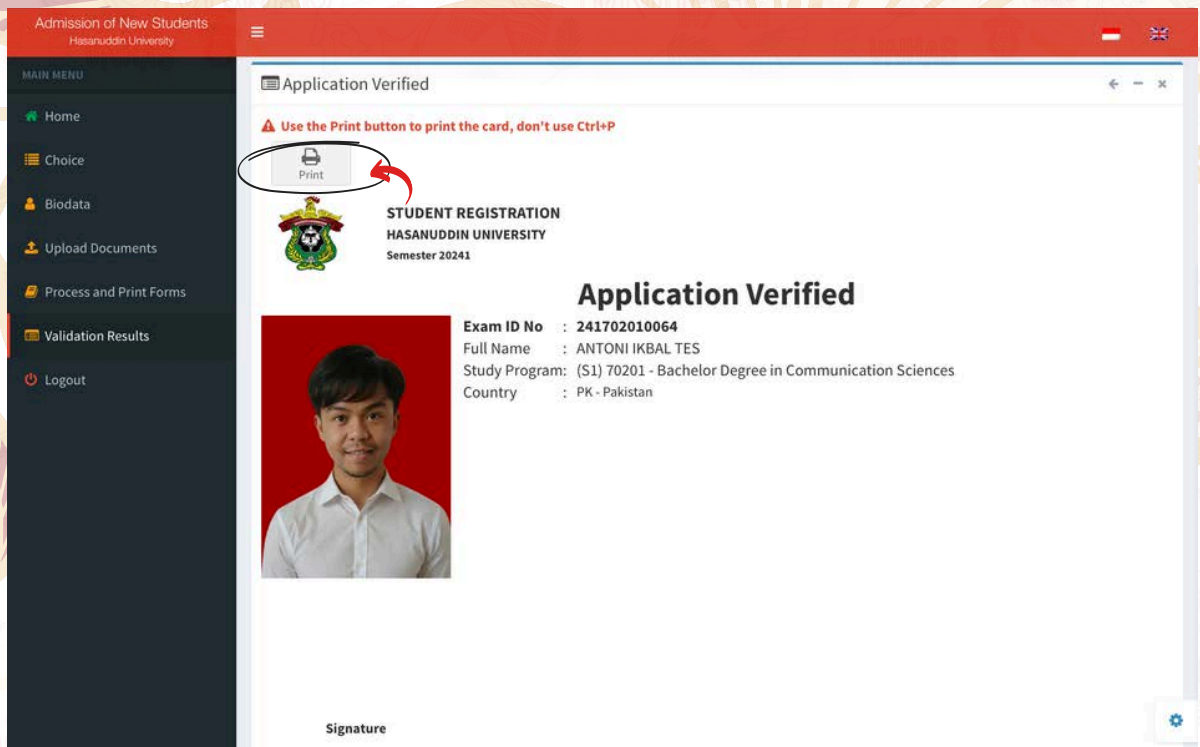
15

Next, please wait for the committee to process your application. The verification process may take several days. The decision of verification will be shown in **“validation results”** menu



16

In **“validation result”** menu, If your application is verified, your window will be shown below





**17** Once your application is verified, the Letter of Acceptance (LoA) will be proceeded and will be used to arrange your student visa, study permit, and departure to Indonesia

**18** Helpdesk

Should you have any queries, please contact us:

Email : [regpmb@unhas.ac.id](mailto:regpmb@unhas.ac.id)

Whatsapp Number : +6285 343 991 587



**SUBDIRECTORATE OF ADMISSION  
DIRECTORATE OF EDUCATION  
ACADEMIC & STUDENT AFFAIRS**

**HASANUDDIN UNIVERSITY**

